




Feeding schedule • Voedingsschema • Schéma alimentaire • Fütterungsempfehlung

| kg   | 1 - 2,5 kg | 2,5 - 5 kg | 5 - 7,5 kg  | 7,5 - 10 kg | 10 - 20 kg  | 20 - 30 kg  | 30 - 40 kg  | 40 - 50 kg  | 50 - 60 kg  | 60 - 70 kg  | 70 kg +     |
|--|------------|------------|-------------|-------------|-------------|-------------|-------------|-------------|-------------|-------------|-------------|
| Months • Maanden • Mois • Monate   |            |            |             |             |             |             |             |             |             |             |             |
|  | 3          | 55 - 105 g | 105 - 185 g | 185 - 250 g | 250 - 310 g | 310 - 520 g | 520 - 700 g | 700 - 870 g | -           | -           | -           |
|  | 6          | 40 - 85 g  | 85 - 145 g  | 145 - 195 g | 195 - 265 g | 265 - 450 g | 450 - 610 g | 610 - 755 g | 755 - 895 g | -           | -           |
|  | 9          | 35 - 70 g  | 70 - 115 g  | 115 - 155 g | 155 - 215 g | 215 - 405 g | 405 - 550 g | 550 - 680 g | 680 - 805 g | 805 - 925 g | -           |
|  | 12         | 35 - 70 g  | 70 - 115 g  | 115 - 155 g | 155 - 190 g | 190 - 340 g | 340 - 490 g | 490 - 605 g | 605 - 715 g | 715 - 820 g | 820 - 930 g |
|  | 15         | *          | *           | *           | *           | *           | *           | *           | 435 - 575 g | 575 - 675 g | 675 - 730 g |

\* In this age group please use the feeding schedule below

|  |  |            |             |             |             |             |             |             |             |              |               |
|--|--|------------|-------------|-------------|-------------|-------------|-------------|-------------|-------------|--------------|---------------|
|  | 25 - 50 g  | 50 - 80 g  | 80 - 110 g  | 110 - 140 g | 140 - 235 g | 235 - 315 g | 315 - 390 g | 390 - 465 g | 465 - 530 g | 530 - 595 g  | 595 - 660 g   |
|  | Low activity (< 1 h/day), based on FEDIAF nutritional guidelines.        |            |             |             |             |             |             |             |             |              |               |
|  | 30 - 55 g  | 55 - 95 g  | 95 - 130 g  | 130 - 160 g | 160 - 270 g | 270 - 365 g | 365 - 455 g | 455 - 535 g | 535 - 615 g | 615 - 690 g  | 690 - 760 g   |
|  | Moderate activity (1 - 3 h/day), based on FEDIAF nutritional guidelines. |            |             |             |             |             |             |             |             |              |               |
|  | 40 - 85 g  | 85 - 140 g | 140 - 190 g | 190 - 235 g | 235 - 400 g | 400 - 540 g | 540 - 670 g | 670 - 790 g | 790 - 910 g | 910 - 1020 g | 1020 - 1125 g |
|  | High activity (> 3 h/day), based on FEDIAF nutritional guidelines.       |            |             |             |             |             |             |             |             |              |               |

SANIMED  
VETERINARY NUTRITION